

# Bi2 plus SL+ inverter

The **inverter** fan coil radiator.



Design by Dario Tanfoglio



## FEATURES

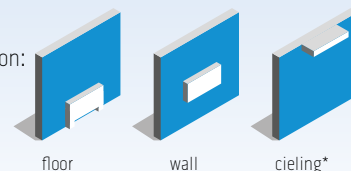
Cools, Dehumidifies, Heats and Filters

Compact: thickness of just 12,9 cm

Range consists of 5 power models

DC brushless Motor

installation:



Available in colors: ☐ White RAL 9010



Bi2 + is the winner of the iF product design award 2013 in the Buildings category, selected by an internationally recognized panel of experts and designers.



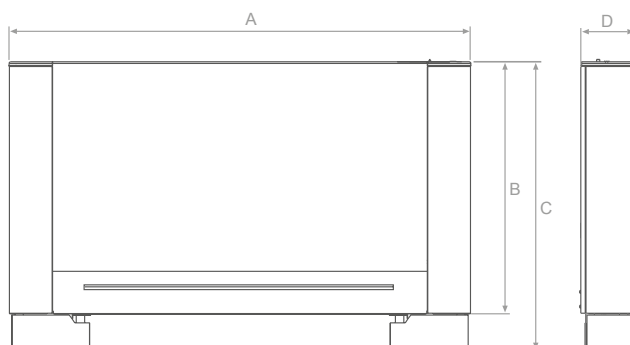
reddot design award  
honourable mention 2013

Bi2 + was awarded the REDDOT DESIGN HONOURABLE MENTION 2013 award, for the seamless integration of technology and design.



\* Color choice: options available at specific client request, terms of delivery and minimum lots to be agreed.


		Bi2+ whitout heating panel (SL*)				
MODEL		SL*200	SL*400	SL*600	SL*800	SL*1000
White	cod.	01619	01620	01621	01622	01623



		200	400	600	800	1000
A	mm	697	897	1097	1297	1497
B	mm	579	579	579	579	579
C	mm	659	659	659	659	659
D	mm	129	129	129	129	129
Weight SL*	kg	13	15	17	20	24

\* Front basin kit and feet kit are necessary

- 1 Valve with thermoelectric actuator (accessory kit)
- 2 High Efficiency Coil
- 3 Water temperature sensor
- 4 High efficiency tangential fan
- 5 DC brushless inverter motor
- 6 Electronic controls (accessory kit)
- 7 Condensation collector basin



			BI2+ SL inverter				
MODEL			200	400	600	800	1000
Total cooling capacity (a)	(E)	kW	0,82	1,74	2,54	3,29	3,78
Sensible cooling capacity (a)	(E)	kW	0,64	1,25	1,94	2,54	2,98
Water flow rate (a)		lt/h	142	302	446	573	655
Water pressure loss (a)	(E)	kPa	13,1	8,2	19	18,7	18,2
Heating capacity (50°C) (b)	(E)	kW	1,05	2,31	3,12	4,10	4,67
Water flow rate (50°C) (b)		lt/h	84	185	249	329	374
Water pressure loss (50°C) (b)	(E)	kPa	10,9	6,8	15,8	15,5	15,1
Heating capacity (70°C) (c)		kW	1,77	3,88	5,21	6,88	7,83
Water flow rate (70°C) (c)		lt/h	152	334	448	592	673
Water pressure loss (70°C) (c)		kPa	10,9	7,0	14,3	12,7	12,5
Battery water capacity		l	0,47	0,8	1,13	1,46	1,8
Maximum operating pressure		bar	10	10	10	10	10
Water connections		inches	Eurocone 3/4	Eurocone 3/4	Eurocone 3/4	Eurocone 3/4	Eurocone 3/4
Air flow min (d)		m³/h	100	170	180	370	420
Air flow max (d)		m³/h	160	320	460	575	650
Absorbed power min	(E)	W	5	6	7	8	9
Absorbed power max	(E)	W	11	19	20	24	27
Sound power min Lw	(E)	dB(A)	38	39	41	42	42
Sound power max Lw	(E)	dB(A)	52	53	53	54	54
Sound pressure (f)		dB(A)	34	36	37	35	38
Electrical supply		V/ph/Hz	230/1/50	230/1/50	230/1/50	230/1/50	230/1/50

Performance at maximum ventilation speed

(a) Water temperature in battery inlet 7°C, water temperature in battery outlet 12°C, ambient air temperature 27°C b.s. and 19°C b.u.

(b) Water temperature in battery inlet 50°C, water flow in cooling + panel, inlet ambient air temperature 20°C













(c) Water temperature in battery inlet 70°C, water temperature in battery outlet 60°C, ambient air temperature inlet 20°C














(d) Air flow measured with clean filters

(e) Eurovent certificate

(f) Sound pressure measured at 1,5 m

# ACCESSORIES SL+ inverter

		CODE	DESCRIPTION	COMPATIBILITY
ON BOARD CONTROL		<b>B0673</b>	<b>Built-in</b> electronic autonomous control kit. Control with adjustable thermostat, fan speed selection (summer, winter, automatic) and ventilation program (minimum, maximum, night, modulated) and minimum water sensor function. It has an inlet for the presence sensor connection, and two 230VAC outlets for the control of 2 solenoid valves.	
		<b>B0828</b>	<b>Touch flat design built-in</b> control kit. Back-lit display with desired temperature visualization, real-touch switches, mode of operation and fan speed selection. Control with adjustable thermostat, fan speed selection (summer, winter, automatic) and ventilation program (minimum, maximum, night, modulated) and minimum water sensor function. It has an inlet for the presence sensor contact connection, a 230VAC outlet for the solenoid valve control. Remote control provided. Can be remote controlled via a combination of keys for connection with Modbus RS485 protocol. <b>Command pre-configured on the machine (cannot be ordered separately).</b>	B0736   My Home by <b>bticino</b>
		<b>B0685</b> 	Bi2 inverter control kit <b>for remotization</b> . The main operating parameters, set point and ambient temperature are transmitted from the remote control B0736 to all connected fan coils on the network, enabling a seamless operation. It has a 230VAC outlet for the control of a solenoid valve, two clean contacts for the control of a chiller or a boiler, and a presence inlet. Operation in MODBUS protocol, RS485.	B0736   My Home by <b>bticino</b>
REMOTE CONTROL		<b>B0756</b>	Control kit <b>for remotization</b> for the management and control through analogic inlet 0-10V or contacts. It has a 230VAC outlet for the control of one solenoid valve and a water sensor inlet with minimum temperature sensor function (in the contact mode)	
		<b>B0151</b> 	<b>Wall control kit</b> with thermostat, summer/winter selector and speed switch. Wall thermostat with room sensor, On-Off switch, three-speed fan and summer/winter selector. Temperature range setting from 5 °C to 30 °C. 230 V supply. It has two 230VAC hot water and cold water solenoid outlets and an inlet water temperature sensor.	B0756
		<b>B0152</b>	<b>Recessed control kit</b> LCD with ambient sensor and thermostat, summer/winter selector and speed switch. Electronic recessed thermostat with ambient sensor, On-Off switch, fan speed selector (min, med, max and auto), ambient temperature, minimum water sensor mode and summer/winter selector. Temperature range setting from 5 °C to 30 °C. 230 V supply.	B0756
		<b>B0736</b>	LCD <b>wall clock thermostat remote</b> control kit. Programmable wall LCD thermostat control for MODBUS connection, RS485. Ability to control up to 30 units. Desired temperature selection, operation mode, fan speed, manual/programmable thermostat. Room sensor inserted in control. Backlit LCD. Presence contact input. The control is equipped with a 230/12VAC double insulation power transformer and a buffer battery. Wall installation with center to center distance compatible with standard recessed mounting box 503.	B0685 
	<b>Addressing for Bticino management and AQUADUE Control</b>	<b>INDRZ</b>	Mandatory factory addressing of the remote control kits in the case of remote management via Modbus connection with AQUADUE Control or Bticino MYHome	

		CODE	DESCRIPTION
HYDRAULIC KITS		<b>B0139</b> <b>B0832</b>	<b>2 way group valves with thermoelectric actuator kit.</b> <b>2-way valves unit kit with 4-wire thermoelectric actuator and end run micro switch.</b> Consists of a valve with thermoelectric actuator and holder, the first allows for the control of terminal thermal emissions intercepting water passage; the holder allows the balancing of system load losses. This kit is mandatory in version SLR except in the case of using a 3-way valve kit or in the presence of a collector with thermoelectric heads.
		<b>B0641</b> <b>B0833</b>	<b>2-way valves group kit with thermoelectric actuator and bypass branch with pressure relief valve.</b> <b>2-way valves unit kit with 4-wire thermoelectric actuator and end run micro switch and by-pass branch with pressure-relief valve.</b> The kit consists of a valve with thermoelectric actuator, a holder and a bypass with a pressure relief valve, the first allows the control of terminal thermal emissions intercepting water passage; the holder allows the balancing of system load losses while the by-pass maintains the system balanced even with cabinet excluded. This kit is an alternative to the 2-way solenoid valve kit. (Required in SLR version)
		<b>B0635</b> <b>B0834</b>	<b>3-way group valves kit with thermoelectric actuator.</b> <b>3-way valves unit kit with 4-wire thermoelectric actuator and end run micro switch.</b> Consists of a three-way diverter valve with thermoelectric actuator, and a holder. The first allows the control of terminal thermal emissions intercepting water passage; the holder allows the balancing of system load losses; the by-pass keeps water circulating in the system. This kit is an alternative to the 2-way solenoid valve kit (required in version SLR).
			<b>The valve unit kits with thermoelectric actuator are recommended for the following command kits to activate chiller and boiler: B0659 - B0673 - B0707 - B0774 - B0772 - B0828 - B0756</b>
		<b>B0205</b>	<b>Manual 2-way group valves kit.</b> Consisting of a valve and a holder, the first allows the cabinet to be manually excluded from the system, while the holder allows the balancing of system load losses. Also allowed when solenoid valves on the collector are managed by the control kit of terminal Bi2.
		<b>B0204</b>	<b>Manual 2-way valve isolation kit.</b> Avoids condensation during the cooling operation (already included in the other thermoelectric hydraulic kits).
		<b>B0501</b>	<b>Spacer kit (No. 1 unit) 3/4 Eurokonus.</b> Available for multilayer pipes d. 20 mm. (which do not allow adequate bending radii), no. 1 or 2 kit. for machine according to the type of installation.
		<b>B0200</b> <b>B0201</b>	<b>Adaptors couple kit.</b> Allows you to transform the Bi2 3/4 " Eurocone connection into a standard 1/2 "(B0200) or 3/4 " (B0201) gas thread connection.
ELECTRICAL KITS		<b>B0203</b>	<b>Kit 90° Eurokonus bend.</b> Facilitates the connection in case of hydraulic connections with walled pipes
		<b>B0632 (200)</b> <b>(400)</b> <b>(600)</b> <b>B0633 (800)</b> <b>(1000)</b>	<b>Control connection extension kit.</b> Power and motor sensor electric connection cable for installations where connection positions are rotated (from Left to Right).
AESTHETICAL KITS		<b>B0157</b>	<b>Feet kit</b> Kit of two aesthetic feet for coverage of any floor pipes. Available in white.
		<b>B0193</b>	<b>Floor fixing bracket kit.</b> Terminal support and floor fixing bracket kit (front glass applications or on non-bearing walls). To be used in combination with kit B0157.
		<b>B0171 (200)</b> <b>B0173 (400)</b> <b>B0175 (600)</b> <b>B0177 (800)</b> <b>B0179 (1000)</b>	<b>Back panel in painted sheet (for front glass applications).</b>
		<b>B0520 (200)</b> <b>B0521 (400)</b> <b>B0522 (600)</b> <b>B0523 (800)</b> <b>B0524 (1000)</b>	<b>Bi2 ceiling installation kit (Excluding versions SLR and SLI)</b>